

### Accessories

#### Contents

In this specification sheet, the accessories for the determination of kinematic viscosity are listed. Please see the table of contents below for the items listed in this specification sheet.

#### Table of contents

ASTM D446 viscometers	Page 2-4
Vacuum Viscometers	Page 5
Viscometer Holders	Page 6
Viscometer Washer	Page 7
Viscometer Hanger	Page 7
Messing Filter and Beaker	Page 7
8-channel Stopwatch	Page 8
Illuminator	Page 8
General purpose viscosity reference standards	Page 9
Bath Fluids	Page 10

# Accessories




### Accessories


#### Viscometers

For the determination of kinematic viscosity of transparent and opaque Newtonian liquids according to ASTM D446, ISO 3104, IP 71, and BS 188. All below mentioned viscometers (except SIL) are delivered with an ISO 17025 calibration certificate. SIL viscometers are delivered with a works calibration certificate.


Ubbelohde viscometer for transparent liquids			
P/N 25T0814	Size number 0	Nom. Constant 0.001	Range from 0.3 to 1 mm <sup>2</sup> /s
P/N 25T0815	Size number 0C	Nom. Constant 0.003	Range from 0.6 to 3 mm <sup>2</sup> /s
P/N 25T0816	Size number 0B	Nom. Constant 0.005	Range from 1 to 5 mm <sup>2</sup> /s
P/N 25T0817	Size number 1	Nom. Constant 0.01	Range from 2 to 10 mm <sup>2</sup> /s
P/N 25T0818	Size number 1C	Nom. Constant 0.03	Range from 6 to 30 mm <sup>2</sup> /s
P/N 25T0819	Size number 1B	Nom. Constant 0.05	Range from 10 to 50 mm <sup>2</sup> /s
P/N 25T0820	Size number 2	Nom. Constant 0.1	Range from 20 to 100 mm <sup>2</sup> /s
P/N 25T0821	Size number 2C	Nom. Constant 0.3	Range from 60 to 300 mm <sup>2</sup> /s
P/N 25T0822	Size number 2B	Nom. Constant 0.5	Range from 100 to 500 mm <sup>2</sup> /s
P/N 25T0823	Size number 3	Nom. Constant 1.0	Range from 200 to 1000 mm <sup>2</sup> /s
P/N 25T0824	Size number 3C	Nom. Constant 3.0	Range from 600 to 3000 mm <sup>2</sup> /s
P/N 25T0825	Size number 3B	Nom. Constant 5.0	Range from 1000 to 5000 mm <sup>2</sup> /s
P/N 25T0826	Size number 4	Nom. Constant 10	Range from 2000 to 10000 mm <sup>2</sup> /s
P/N 25T0827	Size number 4C	Nom. Constant 30	Range from 6000 to 30000 mm <sup>2</sup> /s
P/N 25T0828	Size number 4B	Nom. Constant 50	Range from 10000 to 50000 mm <sup>2</sup> /s
P/N 25T0829	Size number 5	Nom. Constant 100	Range from 20000 to 100000 mm <sup>2</sup> /s



Cannon-Fenske routine viscometer for transparent liquids			
P/N 25T0790	Size number 25	Nom. Constant 0.002	Range from 0.5 to 2 mm <sup>2</sup> /s
P/N 25T0791	Size number 50	Nom. Constant 0.004	Range from 0.8 to 4 mm <sup>2</sup> /s
P/N 25T0792	Size number 75	Nom. Constant 0.008	Range from 1.6 to 8 mm <sup>2</sup> /s
P/N 25T0793	Size number 100	Nom. Constant 0.015	Range from 3 to 15 mm <sup>2</sup> /s
P/N 25T0794	Size number 150	Nom. Constant 0.035	Range from 7 to 35 mm <sup>2</sup> /s
P/N 25T0795	Size number 200	Nom. Constant 0.1	Range from 20 to 100 mm <sup>2</sup> /s
P/N 25T0796	Size number 300	Nom. Constant 0.25	Range from 50 to 250 mm <sup>2</sup> /s
P/N 25T0797	Size number 350	Nom. Constant 0.5	Range from 100 to 500 mm <sup>2</sup> /s
P/N 25T0798	Size number 400	Nom. Constant 1.2	Range from 240 to 1200 mm <sup>2</sup> /s
P/N 25T0799	Size number 450	Nom. Constant 2.5	Range from 500 to 2500 mm <sup>2</sup> /s
P/N 25T0800	Size number 500	Nom. Constant 8	Range from 1600 to 8000 mm <sup>2</sup> /s
P/N 25T0801	Size number 600	Nom. Constant 20	Range from 4000 to 20000 mm <sup>2</sup> /s
P/N 25T0842	Size number 650	Nom. Constant 50	Range from 10000 to 40000 mm <sup>2</sup> /s
P/N 25T0843	Size number 700	Nom. Constant 100	Range from 20000 to 100000 mm <sup>2</sup> /s



Cannon-Fenske reverse flow viscometer for opaque and transparent liquids			
P/N 25T0802	Size number 25	Nom. Constant 0.002	Range from 0.4 to 2 mm <sup>2</sup> /s
P/N 25T0803	Size number 50	Nom. Constant 0.004	Range from 0.8 to 4 mm <sup>2</sup> /s
P/N 25T0804	Size number 75	Nom. Constant 0.008	Range from 1.6 to 8 mm <sup>2</sup> /s
P/N 25T0805	Size number 100	Nom. Constant 0.015	Range from 3 to 15 mm <sup>2</sup> /s
P/N 25T0806	Size number 150	Nom. Constant 0.035	Range from 7 to 35 mm <sup>2</sup> /s
P/N 25T0807	Size number 200	Nom. Constant 0.1	Range from 20 to 100 mm <sup>2</sup> /s
P/N 25T0808	Size number 300	Nom. Constant 0.25	Range from 50 to 200 mm <sup>2</sup> /s
P/N 25T0809	Size number 350	Nom. Constant 0.5	Range from 100 to 500 mm <sup>2</sup> /s
P/N 25T0810	Size number 400	Nom. Constant 1.2	Range from 240 to 1200 mm <sup>2</sup> /s
P/N 25T0811	Size number 450	Nom. Constant 2.5	Range from 500 to 2500 mm <sup>2</sup> /s
P/N 25T0812	Size number 500	Nom. Constant 8	Range from 1600 to 8000 mm <sup>2</sup> /s
P/N 25T0813	Size number 600	Nom. Constant 20	Range from 4000 to 20000 mm <sup>2</sup> /s
P/N 25T0850	Size number 650	Nom. Constant 50	Range from 10000 to 40000 mm <sup>2</sup> /s
P/N 25T0851	Size number 700	Nom. Constant 100	Range from 20000 to 100000 mm <sup>2</sup> /s




\* Stopper for CFO, pack of 12 P/N 06T1724

### Accessories


#### Viscometers

BS/IP/RF U-tube viscometer for opaque and transparent liquids			
P/N 25T1030	Size number 1	Nom. Constant 0.003	Range from 0.6 to 3 mm <sup>2</sup> /s
P/N 25T1031	Size number 2	Nom. Constant 0.01	Range from 2 to 10 mm <sup>2</sup> /s
P/N 25T1032	Size number 3	Nom. Constant 0.03	Range from 6 to 30 mm <sup>2</sup> /s
P/N 25T1033	Size number 4	Nom. Constant 0.1	Range from 20 to 100 mm <sup>2</sup> /s
P/N 25T1034	Size number 5	Nom. Constant 0.3	Range from 60 to 300 mm <sup>2</sup> /s
P/N 25T1035	Size number 6	Nom. Constant 1.0	Range from 200 to 1000 mm <sup>2</sup> /s
P/N 25T1036	Size number 7	Nom. Constant 3.0	Range from 600 to 3000 mm <sup>2</sup> /s
P/N 25T1037	Size number 8	Nom. Constant 10	Range from 2000 to 10000 mm <sup>2</sup> /s
P/N 25T1038	Size number 9	Nom. Constant 30	Range from 6000 to 30000 mm <sup>2</sup> /s
P/N 25T1039	Size number 10	Nom. Constant 100	Range from 20000 to 100000 mm <sup>2</sup> /s
P/N 25T1040	Size number 11	Nom. Constant 300	Range from 60000 to 300000 mm <sup>2</sup> /s




\* Special pipet (50ml) for charging BS/IP/RF viscometers according to ASTM D2170 (section A 2.3.3.4), includes stopper P/N 25T1069. Stopper with gasket for BS/IP/RF viscometer is P/N 25T1067.


BS/IP/SL(S) viscometer for transparent liquids			
P/N 25T1013	Size number 1	Nom. Constant 0.0008	Range from 1.05 mm <sup>2</sup> /s
P/N 25T1014	Size number 2	Nom. Constant 0.003	Range from 2.1 to 3 mm <sup>2</sup> /s
P/N 25T1015	Size number 3	Nom. Constant 0.01	Range from 3.8 to 10 mm <sup>2</sup> /s
P/N 25T1016	Size number 4	Nom. Constant 0.03	Range from 6 to 30 mm <sup>2</sup> /s
P/N 25T1017	Size number 5	Nom. Constant 0.1	Range from 20 to 100 mm <sup>2</sup> /s
P/N 25T1018	Size number 6	Nom. Constant 0.3	Range from 60 to 300 mm <sup>2</sup> /s
P/N 25T1019	Size number 7	Nom. Constant 1.0	Range from 200 to 1000 mm <sup>2</sup> /s
P/N 25T1020	Size number 8	Nom. Constant 3.0	Range from 600 to 2000 mm <sup>2</sup> /s
P/N 25T1021	Size number 9	Nom. Constant 10.0	Range from 2000 to 10000 mm <sup>2</sup> /s




BS/IP/SL U-tube viscometer for transparent liquids			
P/N 25T0831	Size number 1A	Nom. Constant 0.03	Range from 6 to 30 mm <sup>2</sup> /s
P/N 25T0830	Size number 1	Nom. Constant 0.01	Range from 3.5 to 10 mm <sup>2</sup> /s
P/N 25T0833	Size number 2A	Nom. Constant 0.3	Range from 60 to 300 mm <sup>2</sup> /s
P/N 25T0832	Size number 2	Nom. Constant 0.1	Range from 20 to 100 mm <sup>2</sup> /s
P/N 25T0835	Size number 3A	Nom. Constant 3.0	Range from 600 to 3000 mm <sup>2</sup> /s
P/N 25T0834	Size number 3	Nom. Constant 1.0	Range from 200 to 1000 mm <sup>2</sup> /s
P/N 25T0837	Size number 4A	Nom. Constant 30	Range from 6000 to 30000 mm <sup>2</sup> /s
P/N 25T0836	Size number 4	Nom. Constant 10	Range from 2000 to 10000 mm <sup>2</sup> /s
P/N 25T0838	Size number 5	Nom. Constant 100	Range from 20000 to 100000 mm <sup>2</sup> /s



BS/U-tube viscometer for transparent liquids			
P/N 25T1001	Size number A	Nom. Constant 0.003	Range from 0.9 to 3 mm <sup>2</sup> /s
P/N 25T1002	Size number B	Nom. Constant 0.01	Range from 2.0 to 10 mm <sup>2</sup> /s
P/N 25T1003	Size number C	Nom. Constant 0.03	Range from 6 to 30 mm <sup>2</sup> /s
P/N 25T1004	Size number D	Nom. Constant 0.1	Range from 20 to 100 mm <sup>2</sup> /s
P/N 25T1005	Size number E	Nom. Constant 0.3	Range from 60 to 300 mm <sup>2</sup> /s
P/N 25T1006	Size number F	Nom. Constant 1.0	Range from 200 to 1000 mm <sup>2</sup> /s
P/N 25T1007	Size number G	Nom. Constant 3.0	Range from 600 to 3000 mm <sup>2</sup> /s
P/N 25T1008	Size number H	Nom. Constant 10.0	Range from 2000 to 10000 mm <sup>2</sup> /s



BSU/M-Miniature viscometer for transparent liquids			
P/N 25T1022	Size number M1	Nom. Constant 0.001	Range from 0.2 to 1 mm <sup>2</sup> /s
P/N 25T1023	Size number M2	Nom. Constant 0.005	Range from 1 to 5 mm <sup>2</sup> /s
P/N 25T1024	Size number M3	Nom. Constant 0.015	Range from 3 to 15 mm <sup>2</sup> /s
P/N 25T1025	Size number M4	Nom. Constant 0.04	Range from 8 to 40 mm <sup>2</sup> /s
P/N 25T1026	Size number M5	Nom. Constant 0.1	Range from 20 to 100 mm <sup>2</sup> /s



### Accessories

#### Viscometers

BS/IP/MSL viscometer for transparent liquids			
P/N 25T0750	Size number 1	Nom. Constant 0.003	Range from 0.6 to 3 mm <sup>2</sup> /s
P/N 25T0751	Size number 2	Nom. Constant 0.01	Range from 2 to 10 mm <sup>2</sup> /s
P/N 25T0752	Size number 3	Nom. Constant 0.03	Range from 6 to 30 mm <sup>2</sup> /s
P/N 25T0753	Size number 4	Nom. Constant 0.1	Range from 20 to 100 mm <sup>2</sup> /s
P/N 25T0754	Size number 5	Nom. Constant 0.3	Range from 60 to 300 mm <sup>2</sup> /s
P/N 25T0755	Size number 6	Nom. Constant 1.0	Range from 200 to 1000 mm <sup>2</sup> /s
P/N 25T0756	Size number 7	Nom. Constant 3.0	Range from 600 to 3000 mm <sup>2</sup> /s



SIL viscometer for transparent liquids			
P/N 25T0882	Size number 0C	Nom. Constant 0.003	Range from 0.6 to 3 mm <sup>2</sup> /s
P/N 25T0883	Size number 1	Nom. Constant 0.01	Range from 2.0 to 10 mm <sup>2</sup> /s
P/N 25T0884	Size number 1C	Nom. Constant 0.03	Range from 6 to 30 mm <sup>2</sup> /s
P/N 25T0885	Size number 2	Nom. Constant 0.1	Range from 20 to 100 mm <sup>2</sup> /s
P/N 25T0886	Size number 2C	Nom. Constant 0.3	Range from 60 to 300 mm <sup>2</sup> /s
P/N 25T0887	Size number 3	Nom. Constant 1.0	Range from 200 to 1000 mm <sup>2</sup> /s
P/N 25T0888	Size number 3C	Nom. Constant 3.0	Range from 600 to 3000 mm <sup>2</sup> /s
P/N 25T0889	Size number 4	Nom. Constant 10.0	Range from 2000 to 10000 mm <sup>2</sup> /s



Zeitfuchs Cross-Arm viscometer for opaque and transparent liquids			
P/N 25T1041	Size number 1	Nom. Constant 0.003	Range from 0.6 to 3 mm <sup>2</sup> /s
P/N 25T0890	Size number 2	Nom. Constant 0.01	Range from 2 to 10 mm <sup>2</sup> /s
P/N 25T0891	Size number 3	Nom. Constant 0.03	Range from 6 to 30 mm <sup>2</sup> /s
P/N 25T0893	Size number 4	Nom. Constant 0.1	Range from 20 to 100 mm <sup>2</sup> /s
P/N 25T0894	Size number 5	Nom. Constant 0.3	Range from 60 to 300 mm <sup>2</sup> /s
P/N 25T0895	Size number 6	Nom. Constant 1.0	Range from 200 to 1000 mm <sup>2</sup> /s
P/N 25T0896	Size number 7	Nom. Constant 3.0	Range from 600 to 3000 mm <sup>2</sup> /s
P/N 25T0897	Size number 8	Nom. Constant 10.0	Range from 2000 to 10000 mm <sup>2</sup> /s
P/N 25T0898	Size number 9	Nom. Constant 30.0	Range from 6000 to 30000 mm <sup>2</sup> /s
P/N 25T0899	Size number 10	Nom. Constant 100.0	Range from 20000 to 100000 mm <sup>2</sup> /s




Other ASTM D446 viscometers on request.

### Accessories


#### Viscometers

For the determination of viscosity of bitumen under vacuum according to ASTM D2171. All below mentioned viscometers are delivered with a calibration certificate.


Cannon Manning Vacuum Viscometers			
P/N 25T1045	Size number 4	Range from 0.0036 - 0.08	Viscosity range, Pa·s
P/N 25T1046	Size number 5	Range from 0.012 - 0.24	Viscosity range, Pa·s
P/N 25T1047	Size number 6	Range from 0.036 - 0.8	Viscosity range, Pa·s
P/N 25T1048	Size number 7	Range from 0.12 - 2.4	Viscosity range, Pa·s
P/N 25T1049	Size number 8	Range from 0.36 - 8	Viscosity range, Pa·s
P/N 25T1050	Size number 9	Range from 1.2 - 24	Viscosity range, Pa·s
P/N 25T1051	Size number 10	Range from 3.6 - 80	Viscosity range, Pa·s
P/N 25T1052	Size number 11	Range from 12 - 240	Viscosity range, Pa·s
P/N 25T1053	Size number 12	Range from 36 - 800	Viscosity range, Pa·s
P/N 25T1054	Size number 13	Range from 120 - 2400	Viscosity range, Pa·s
P/N 25T1055	Size number 14	Range from 360 - 8000	Viscosity range, Pa·s



Asphalts Institute Vacuum Viscometers			
P/N 25T3001	Size number 25	Range from 4.2 - 80	Viscosity range, Pa·s
P/N 25T3002	Size number 50	Range from 18 - 320	Viscosity range, Pa·s
P/N 25T3003	Size number 100	Range from 60 - 1280	Viscosity range, Pa·s
P/N 25T3004	Size number 200	Range from 240 - 5200	Viscosity range, Pa·s
P/N 25T3005	Size number 400R	Range from 960 - 140000	Viscosity range, Pa·s
P/N 25T3006	Size number 800R	Range from 3800 - 580000	Viscosity range, Pa·s



Modified Koppers Vacuum Viscometers			
P/N 25T3010	Size number 25	Range from 4.2 - 80	Viscosity range, Pa·s
P/N 25T3011	Size number 50	Range from 18 - 320	Viscosity range, Pa·s
P/N 25T3012	Size number 100	Range from 60 - 1280	Viscosity range, Pa·s
P/N 25T3013	Size number 200	Range from 240 - 5200	Viscosity range, Pa·s
P/N 25T3014	Size number 400	Range from 960 - 20000	Viscosity range, Pa·s



### Accessories

#### Viscometer holders


## Viscosity accessories

### Viscometer holders

A high quality holder/support for use with manual glass capillary viscometers.

#### Main characteristics

- ⊕ Insulated handle, easy to grab at high working temperatures
- ⊕ Stainless steel
- ⊕ Ring to hang out ± 265 mm
- ⊕ Smart design prevent viscometer from falling out of the holder
- ⊕ Viscometer will not move when applying vacuum to the viscometer



Product numbers for viscometer holders conform ASTM D466, IP71, BS88	
P/N 10T6001	Viscometer holder "Ubbelohde"
P/N 10T6040*	Viscometer holder "Pinkevitch transparent D466, 269 mm"/ VPZH-4*
P/N 10T6061	Viscometer holder "Cannon-Fenske Routine"
P/N 10T6071	Viscometer holder "Cannon-Fenske Opaque/reverse flow"
P/N 10T6321	Viscometer holder "BS/U-tube transparent/routine, Size A - F"
P/N 10T6322	Viscometer holder "BS/U-tube transparent/routine, Size G - H"
P/N 10T6051	Viscometer holder "BS/IP/RF U-tube opaque"
P/N 10T6323	Viscometer holder "BS/IP/SL"
P/N 10T6324	Viscometer holder "BS/IP/SL(S)"
P/N 10T6325	Viscometer holder "BS/U/M"
P/N 10T6326	Viscometer holder "BS/IP/MSL"
P/N 10T6328	Viscometer holder "SIL"
P/N 10T6327	Viscometer holder "Zeitfuchs Cross-Arm"

Product numbers for Russian Viscometers	
P/N 10T6050*	Viscometer holder "Russian viscometers (ВПЖ-2) like Pinkevitch"(VPZH-2)*
P/N 10T6054*	Viscometer holder for Russian Viscometer (ВПЖ) VNZH*

Product numbers for viscometer holders conform ASTM D2171	
P/N 10T6052	Viscometer holder "CMVV/AIVV"
P/N 10T6053	Viscometer holder "MKVV"

Product numbers for viscometer holders conform ASTM D2162	
P/N 10T6035	Viscometer holder "Master Ubbelohde"
P/N 10T6030	Viscometer holder "Master Cannon-Fenske"

\* These viscometer holders require a cover in a Tamson viscosity bath with 60 mm openings. These special covers are available as an option and should be ordered separately, please see for more information the specification sheets of Tamson viscosity baths.

### Accessories

#### Viscosity accessories

## Viscometer washer

Designed in order to eliminate hand cleaning of glass viscometer capillaries.

### Main characteristics

Viscometer washer supplied with six nozzle stoppers. It allows external and internal washing of all types of viscometer tubes as mentioned in ASTM D446. Pre-wash the viscometers with Neutralene VG2020. Eliminate further hand cleaning with the use of Toluene as cleaning solvent. Viscometer tubes are suspended at 80°C. Very fast cleaning (5 to 15 min) for six viscometer tubes and negligible solvent consumption.

**P/N 31T0550** VTW-Classic (230V – 50/60Hz)

**P/N 31T0555** Neutralene VG2020 (per can of 20 L)

**P/N 00T0565** (230V/50Hz) **P/N 00T0567** (230V/60Hz) **P/N 00T0570** (115V/60Hz) TLC15-3 circulator to condensate vapour.

For use on	AC 230V, 50/60Hz - 16A
Width	400 mm
Depth	400 mm
Height	1000 mm
Weight	± 30 kg



VTW-Classic


## Viscohanger

A hanger for use with manual capillary glass viscometers. Nine viscometers with holders can be stored, 5 viscometers can be stored upside-down. The unit facilitates safe, easy storage of viscometers once taken from a viscometer bath prior to cleaning. The detachable spill tray collects residual bath fluid and allows easy disposal to waste.

### Main characteristics

- ⊕ Made from stainless steel to aid chemical resistance
- ⊕ Space saving footprint
- ⊕ Dimensions 17 x 54 x36 cm (L x W x H)
- ⊕ Easy to clean
- ⊕ Can be used with the Tamson viscometer holders

**P/N 10T6066** viscohanger



Viscohanger

## Brass filter and beaker glass

Brass filter with a 75 µm screen to filter samples which are known or thought to contain fibers or solid particles.

**P/N 25T1072** Beaker for filter (P/N 25T1073)

**P/N 25T1073** Brass filter with a 75 µm screen



### Accessories

#### Viscosity accessories

### 8 Channel stopwatch

Timer to measure the time for a volume of liquid to flow under gravity through a calibrated glass capillary viscometer. The apparatus contains eight individual stopwatches. Each stopwatch operates by pressing a single button to run, stop or reset. Auto power-off when no stopwatches are running. After power-off individual values are kept in memory. All values can be reset together or per channel. A simple 9V block powers the stopwatch. Expected life time is over six months. Battery included.

#### Main characteristics

- ⊕ Eight individual channels
- ⊕ Easy to use
- ⊕ Long battery life
- ⊕ Uses simple 9V block (battery included)
- ⊕ 0.01 sec resolution
- ⊕ Outer dimensions 195 x 112 x 46 (L x W x H)

**P/N 10T6090** 8 channel stopwatch

**P/N 10T6091** ISO 17025 verification conform ASTM D445 of P/N 10T6090

#### Includes:

- ⊕ Verification of the 8 channel timer at 200 seconds
- ⊕ Verification of the 8 channel timer at 400 seconds
- ⊕ ISO 17025 Test Certificate



**8 channel stopwatch**

### Illuminator

Back light illuminator for visibility baths.

**P/N 00T0909** Stand-alone Z41 (85...230V / 50~60Hz) illuminator

**P/N 00T0908** Back panel with LED light for Tamson TV2000MKII and TV4000MKII (85...230V / 50~60Hz)

**P/N 00T0907** Back panel with LED light for Tamson TV7000MKII and TV7000LT (85...230V/50-60Hz)



**Z41 back panel and Z41 stand-alone**



### Accessories

#### Reference standards

## General purpose viscosity reference standard

ISO 17025 and ISO17034 (previously: ISO Guide 34) certified viscosity standards are for the calibration and verification of glass capillary viscometers and other viscosity measuring equipment where operating temperature is controlled precisely.

### Main Characteristics



- Certified to ISO 17025 Quality System.
- Manufactured in accordance with ASTM D2162.
- Density g/mL in accordance with ASTM D1480.
- Kinematic (mm<sup>2</sup>/s) & dynamic viscosity (mPa·s) given at all temperatures.
- Standard pack size 500 mL.
- Fully traceable to National Standards.
- Ensures full compliance to ASTM & IP test method protocol.
- Tamper evident security packaging.
- Up to two year shelf life.



Product number	Viscosity standard	Viscosity Standards (bottle of 500 mL) – with ISO 17025 certificate						
		Approximate Kinematic Viscosity in mm <sup>2</sup> /s (cSt)						
		20°C	25°C	40°C	50°C	60°C	80°C	100°C
25T0276*	N0.4	0.4693	0.4497	0.3982	-	-	-	-
25T0277*	N0.8	0.7412	0.7024	0.6045	-	-	-	-
25T0728*	N1.0	1.292	1.203	0.9908	0.8826	-	-	-
25T0729	N2	2.886	2.604	1.981	1.688	1.461	-	-
25T0700	S3	4.527	3.999	2.885	2.392	2.022	1.511	1.184
25T0708	D5	6.553	5.677	3.893	3.142	2.598	1.876	1.433
25T0701	S6	10.46	8.872	5.781	4.538	3.663	2.548	1.891
25T0710	N7.5	12.38	10.49	6.787	5.300	4.253	2.924	2.149
25T0709	D10	14.57	12.15	7.579	5.810	4.597	3.100	2.249
25T0730	N10	20.72	16.92	10.01	7.473	5.780	3.758	2.656
25T0738	N14	30.30	24.46	14.03	10.28	7.812	4.939	3.413
25T0702	S20	42.78	33.72	18.19	12.90	9.545	5.785	3.882
25T0715	N26	60.96	48.99	27.45	19.75	14.74	8.992	6.018
25T0731	N35	85.45	65.30	32.42	21.93	15.75	8.833	5.633
25T0716	N44	111.2	86.38	44.20	30.15	21.46	12.10	7.613
25T0703	S60	158.8	117.9	54.29	35.16	24.04	12.81	7.786
25T0717	N75	196.6	150.4	73.73	49.01	34.08	18.41	11.18
25T0732	N100	330.2	238.4	101.6	62.90	41.31	20.59	11.89
25T0741	N140	408.7	304.8	140.1	89.71	60.31	30.82	17.91
25T0704	S200	649.1	457.5	183.0	109.1	69.24	32.58	17.99
25T0742	N250	794.9	581.3	253.5	157.5	103.0	50.11	27.95
25T0711	D500	817.8	573.3	224.7	132.2	82.92	38.19	20.71
25T0733	N350	1179	818.4	312.1	180.5	111.3	49.79	26.33
25T0740	N415	1369	988.1	415.7	253.1	162.5	76.56	41.52
25T0713	D1000	1640	1132	421.8	240.3	146.2	63.64	32.88
25T0705	S600	2219	1498	528.5	292.2	173.2	72.37	36.34
25T0743	N750	2807	1961	757.1	438.2	269.0	117.4	60.00
25T0734	N1000	4427	2952	1003	540.3	311.9	124.0	59.52
25T0744	N1400	5806	3941	1401	772.5	454.2	184.1	88.60
25T0706	S2000	8089	5303	1706	886.9	494.9	184.9	84.26
25T0714	D5000	10380	6729	2100	1073	589.4	214.4	95.45
25T0712	N2500	11431	7576	2507	1317	739.7	276.3	124.5
25T0735	D7500	12521	8282	2725	1424	794.8	293.0	130.7
25T0735	N4000	16881	10950	3420	1735	945.8	336.0	145.9
25T0718	N5100	27783	17622	5172	2528	1330	444.1	183.2
25T0707	S8000	37546	23680	6846	3310	1722	561.8	226.6
25T0719	N10200	58149	36421	10268	4896	2507	791.5	308.8
25T0737	N15000	74610	46603	13014	6162	3123	972.3	373.1
25T0721	N18000	106285	65942	18077	8447	4235	1280	477.3
25T0722	S30000	137816	85532	23398	10902	5452	1638	604.2
25T0746	N62000	-	-	55000	25000	-	4000	1500
25T0745	N130000	-	-	150000	75000	-	15000	4000

All nominal values

\* Hazardous to ship

### Accessories

#### Bath fluid

#### Bath fluid

To replace water as a bath fluid. Viscosity, volatility and other properties that change with temperature affect the performance of fluids in controlled baths and circulators. Tamson has tested and used each of the fluids we sell, over the ranges recommended in the following table, each fluid remains at a low enough viscosity to be adequately pumped or stirred. Whether your applications industrial or critical lab calibration work, Tamson fluids give you top performance and stability.



Type	Remarks	Life			Viscosity (mm <sup>2</sup> /s)				Temp range	package
		150°C	200°C	250°C	80°C	100°C	150°C	200°C		
Mineral	T150 Yellow Mineral oil	1/2 yr	X	X	3	2.2	1.8		80..150°C	20 ltrs
Silicon	200-10 Transparent Dimethyl siloxane polymer	No limit	200hrs	<10hrs	4	3.5	2.5		20..150°C	20 ltrs
Silicon	200-50 Transparent Dimethyl siloxane polymer	No limit	200hrs	<10hrs	20	15	9		80..150°C	20 ltrs
Silicon	Silicon 210 Dark Dimethyl poly siloxane	No limit	<2yrs	<1yr	(35)	30	22	12	80..250°C	20 ltrs
Silicon	Silicon 550 colourless Polyphenyl methyl dimethyl siloxane	No limit	<1yr	<1200hrs	(50)	20	12	5	80..250°C	20 ltrs

**P/N 00T0220** Tamson mineral oil T150 - 20 litres

**P/N 08T0001** Silicon 200-10 mm<sup>2</sup>/s - 20 litres Transparent

**P/N 00T0226** Silicon 200-50 mm<sup>2</sup>/s - 20 litres Transparent

**P/N 00T0229** Silicon 200-100 mm<sup>2</sup>/s - 20 litres Transparent

**P/N 00T0231** Silicon 210 - 20 litres Darkish

**P/N 00T0238** Silicon 550 - 20 litres Transparent

(80..150°C/176..302°F)

(20..150°C/ 68..302°F)

(80..150°C/176..302°F)

(80..150°C/176..302°F)

(80..250°C/176..482°F)

(80..250°C/176..482°F)