

Specifications TV7000DC

ASTM D445 - ASTM D446 - IP 71 - ISO/EN 3104 - ASTM D2170 - ASTM D2162



- ⊕ **Completely stainless steel**
- ⊕ **Conforming to ASTM D445 and D2162**
- ⊕ **High precision and stability**
- ⊕ **Large windows**
- ⊕ **Easy to operate**
- ⊕ **RS232 communication**
- ⊕ **Drain and overflow outlet**

General

Tamson viscometer and Tamson calibration baths are specially designed for tests that require ultra-precise temperature control, or processes that need to be followed visually, e.g. viscometry, thermometer calibration, crystal growing, density and reaction rate measurement, etc. The TV7000DC is fitted with double windows in front and rear walls. The windows are formed with two panes of tempered safety glass separated by 20 mm air space. Visibility through the bath is excellent.

Construction

The stainless steel construction with 25 mm thick glass wool insulation ensures exceptional stable temperatures which is further improved by an ingenious stirring mechanism with baffle plates. All wetted parts are made of stainless steel and a brass bearing, providing resistance against all usual bath fluids. The bath is fitted with adjustable feet for levelling. The cover of the bath has seven round ø51 mm openings with lids, for suspending glass capillary viscometers in holders. To work at temperatures around ambient, use of cooling must be made.

Item	Unit	TV7000DC
P/N 230V/50~60Hz		00T0796
P/N 115V/60Hz		00T0798
Range	[°]	Ambient.. 180C /356F
Reading		°C or °F menu selectable
Interface		RS232
Setting	[°C]	0.01
Uniformity* ±	[°C]	0.01
Stability		See graphs
Heating 230V	[kW]	2.4
Heating 115V	[kW]	1.5
Heaters	3	2 x 500W DC, 1 x 1400W boost
Bath volume	[L]	70
Window		270 x 585
Opening bath	[mm]	260 x 240
Depth	[mm]	630
Length	[mm]	460
Width	[mm]	410
Height	[mm]	1010
Weight	[kg]	61
Power 230V	[kW]	2.6
Power 115V	[kW]	1.6
Frequency	[Hz]	Suited for both 50 & 60
CE		All models conform CE regulation

* Value measured in water @ +50°C/+122°F

A cooling coil is standard included in the bath through which tap water or cooling fluid can be circulated. The Tamson TLC15-5 can be used for this application. A power plug on the backside is mounted to provide power for an optional Z71 LED illumination unit.

Agitation

A vane type stirrer with bearings moves the bath fluid past the heaters and then from under the main baffle plate, thus directing the freshly heated fluid to the walls as well as window areas and creating an optimal temperature uniformity.

Temperature Control

The bath is equipped with DC current heaters. A special power supply stabilizes the mains power enabling very precise temperature control. A high accuracy control system heats the bath fluid, resulting in very stable temperature control.

Specifications TV7000DC

ASTM D445 - ASTM D446 - IP 71 - ISO/EN 3104 - ASTM D2170 - ASTM D2162

Span

All baths can be operated from ambient +5°C up to +180°C/356°F. With the use of the built-in cooling coil, span lies 5°C above the temperature of the cooling liquid.

Accuracy and set point

The set point can be set in steps of 0.01°C. The system overall accuracy is within $\pm 0.007^\circ\text{C}$, please see the graphs. After the temperature control is stable, the offset can even be adjusted with $\pm 0.005^\circ\text{C}$.

Viscometer arrangement

The stainless steel bath cover has seven openings with lids, arranged in two rows of respectively four and three. Optional is a cover with eight openings (2*4 openings). These $\varnothing 51$ mm openings can accommodate glass capillaries in holders (see specification sheet "viscosity accessories"). Additionally, thermometers can be placed through two $\varnothing 12.5$ mm openings in the cover.

Safety

The bath conforms to CE regulations. It also is equipped with a mechanical adjustable and resettable safety thermostat. Advanced safety features are microprocessor control of:

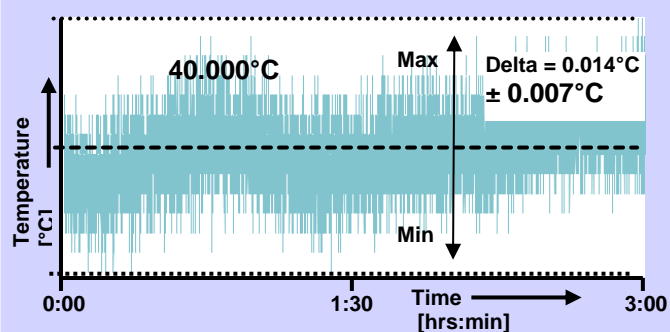
- Electronic- and processor system,
- Control and feedback from each heating,
- System accuracy.

System error results in total cut-off from the power supply.

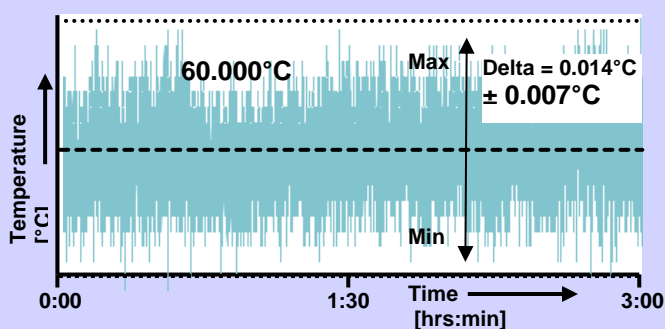
Optional equipment

Please see next page.

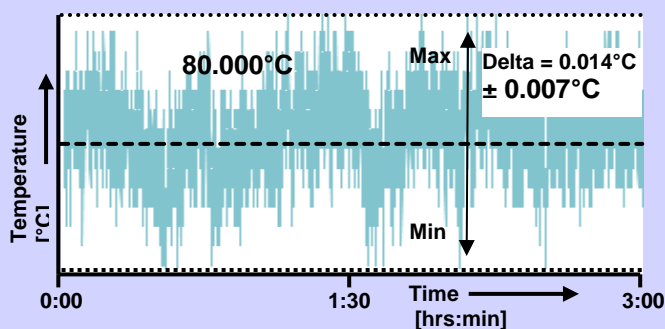
Stability @ 40°C



Stability @ 60°C












Stability @ 80°C



Specifications TV7000DC

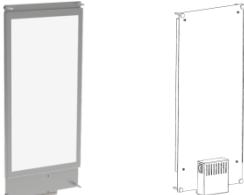






ASTM D445 - ASTM D446 - IP 71 - ISO/EN 3104 - ASTM D2170 - ASTM D2162

TV7000DC is standard included with:		
P/N	Picture	Description
23T2400		Cover with 7 openings: - 7 x ø51 mm opening - 2 x ø12.5mm opening for thermometer
		7 * lid for ø 51 mm opening

Optional covers for TV7000DC:		
P/N	Picture	Description
23T2401		Cover with 8 openings: - 8 x ø51 mm opening - 2 x ø12.5mm opening for thermometer
		8 * lid for ø 51 mm opening
23T2402		Cover with 8 openings: - 8 x ø60 mm opening - 2 x ø12.5mm opening for thermometer
		8 * lid for ø 60 mm opening
23T2403		Cover with 7 openings: - 4 x ø51 mm opening - 3 x ø60 mm opening - 2 x ø12.5mm opening for thermometer
		4 * lid for ø 51 mm opening
		3 * lid for ø 60 mm opening






Specifications TV7000DC

ASTM D445 - ASTM D446 - IP 71, ISO/EN 3104 - ASTM D2170 - ASTM D2162

Accessories		
P/N	Picture	Description
00T0907		LED backlight panel Z71 (85 ~ 230V/50-60Hz)
00T0565		Cooling circulator TLC15 230V/50Hz
00T0567		Cooling circulator TLC15 230V/60Hz
00T0570		Cooling circulator TLC15 115V/60Hz
02T0201		Spill tray. Protects your lab against dripping and spilling during operation or when replacing bath fluid. The tray has a drainage with valve and 3/8" BSP connection
12T1075		Tubing with connectors and clamps to be used between a TLC and a TV
10T6094		Tamson TT3B thermometer with external probe, three decimal reading, precision $\pm 0.01^{\circ}\text{C}$, short PT-100 probe with range $-40 \dots +140^{\circ}\text{C}$ including a works calibration certificate. (Please see specification sheet "TT3B thermometer")
14T0303		Adapter to insert a TT3B thermometer in the opening of the cover
Bath fluid		Please see specification sheet "Viscosity accessories"

Specifications TV7000DC

ASTM D445 - ASTM D446 - IP71 - ISO/EN 3104 - ASTM D2170 - ASTM D2162

Accessories		
P/N	Picture	Description
25T0581P		Master Ubbelohde viscometer with ISO 17025 calibration certificate size 0
25T0582P		Master Ubbelohde viscometer with ISO 17025 calibration certificate size 0B
25T0583P		Master Ubbelohde viscometer with ISO 17025 calibration certificate size 0C
25T0584P		Master Ubbelohde viscometer with ISO 17025 calibration certificate size 1
25T0585P		Master Ubbelohde viscometer with ISO 17025 calibration certificate size 1B
25T0586P		Master Ubbelohde viscometer with ISO 17025 calibration certificate size 1C
25T0587P		Master Ubbelohde viscometer with ISO 17025 calibration certificate size 2
25T0588P		Master Ubbelohde viscometer with ISO 17025 calibration certificate size 2B
25T0589P		Master Ubbelohde viscometer with ISO 17025 calibration certificate size 2C
25T0590P		Master Ubbelohde viscometer with ISO 17025 calibration certificate size 3
25T0591P		Master Ubbelohde viscometer with ISO 17025 calibration certificate size 3B
25T0592P		Master Ubbelohde viscometer with ISO 17025 calibration certificate size 3C
25T0593P		Master Ubbelohde viscometer with ISO 17025 calibration certificate size 4
25T0594P		Master Ubbelohde viscometer with ISO 17025 calibration certificate size 4B
25T0595P		Master Ubbelohde viscometer with ISO 17025 calibration certificate size 4C
25T0596P		Master Ubbelohde viscometer with ISO 17025 calibration certificate size 5
10T6035		Viscometer holder Master Ubbelohde
10T6030		Viscometer holder Master Cannon Fenske
On request		Uncalibrated master viscometers either Cannon Fenske or Ubbelohde.
10T6090		Timer, 8 positions
Calibration, reference oils		Please see specification sheet "Viscosity accessories".